



MOTOR PROTECTION DEVICES



REMOTE SWITCHING UNIT

PROTECTIVE DEVICES

CONTENTS

MCB Page 34

RCBO Page 43

RCCBS ADD-ON BLOCKS Page 45

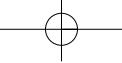
RCCB Page 46

ACCESSORIES FOR MCBs, RCBOs AND RCCBs Page 47

BUSBARS Page 49

MOTOR PROTECTION DEVICES Page 53

REMOTE SWITCHING UNIT Page 56

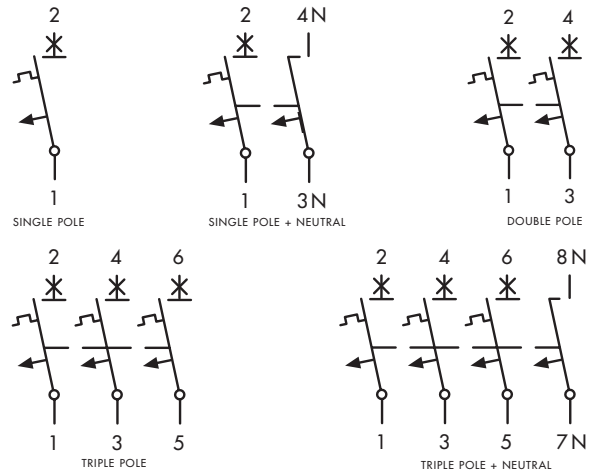


MCB

MCB – BM SERIES BMSO 4,5 kA



BMSO 4,5 kA



Page
34

SCHRACK-INFO

- Rated voltage/frequency: 230 V/400 V AC 50/60 Hz, 240 V/415 V AC 50/60 Hz ME version
- Rated breaking capacity: 4.5 kA according to IEC/EN 60 898
- Rated breaking capacity DC: max 48 V one pole
- Tripping characteristics: B, C according to EN 60 898
- Back up fuse: 80 A gG max (>45 kA)
- Tripping temperature: -5 deg C to +40 deg C
- Operation temperature: -40 deg C to +75 deg C
- Ambient temperature: +50 deg C for ME-type
- Selectivity class: 3
- Degree of protection: IP20
- Endurance: > 8000 Operating cycles
- Window with contact position indicator (Red/Green for each pole)
- Terminal capacity: 1 mm² - 25 mm² (except 1P+N)
- Additional connection capability for busbar block system
- DIN rail mounting (EN 50 022)
- Finger and hand touch safe according to BVG A3/OVE-EN 6

SINGLE POLE

RATED CURRENT	TYPE B / CAL. TEMP 30°C	TYPE C / CAL. TEMP 30°C	TYPE D / CAL. TEMP 30°C	TYPE C / CAL. TEMP 40°C
6 A	BM418106	BM417106	-	BM417106ME
10 A	BM418110	BM417110	-	BM417110ME
16 A	BM418116	BM417116	-	BM417116ME
20 A	BM418120	BM417120	-	BM417120ME
25 A	BM418125	BM417125	-	BM417125ME
32 A	BM418132	BM417132	-	BM417132ME
40 A	BM418140	BM417140	-	BM417140ME
50 A	-	BM417150	-	-
63 A	-	BM417163	-	-

SINGLE POLE + NEUTRAL

RATED CURRENT	TYPE B / CAL. TEMP 30°C	TYPE C / CAL. TEMP 30°C	TYPE D / CAL. TEMP 30°C	TYPE C / CAL. TEMP 40°C
6 A	BM418606	BM417606	-	-
10 A	BM418610	BM417610	-	-
16 A	BM418616	BM417616	-	-
20 A	BM418620	BM417620	-	-
25 A	BM418625	BM417625	-	-
32 A	BM418632	BM417632	-	-
40 A	BM418640	BM417640	-	-
50 A	-	BM417650	-	-
63 A	-	BM417663	-	-

MCB – BM SERIES BMSO 4,5 kA – continued

DOUBLE POLE

RATED CURRENT	TYPE B / CAL. TEMP 30°C	TYPE C / CAL. TEMP 30°C	TYPE D / CAL. TEMP 30°C	TYPE C / CAL. TEMP 40°C
6 A	BM418206	BM417206	–	BM417206ME
10 A	BM418210	BM417210	–	BM417210ME
16 A	BM418216	BM417216	–	BM417216ME
20 A	BM418220	BM417220	–	BM417220ME
25 A	BM418225	BM417225	–	BM417225ME
32 A	BM418232	BM417232	–	BM417232ME
40 A	BM418240	BM417240	–	BM417240ME
50 A	–	BM417250	–	–
63 A	–	BM417263	–	–

TRIPLE POLE

RATED CURRENT	TYPE B / CAL. TEMP 30°C	TYPE C / CAL. TEMP 30°C	TYPE D / CAL. TEMP 30°C	TYPE C / CAL. TEMP 40°C
6 A	BM418306	BM417306	–	BM417306ME
10 A	BM418310	BM417310	–	BM417310ME
16 A	BM418316	BM417316	–	BM417316ME
20 A	BM418320	BM417320	–	BM417320ME
25 A	BM418325	BM417325	–	BM417325ME
32 A	BM418332	BM417332	–	BM417332ME
40 A	BM418340	BM417340	–	BM417340ME
50 A	–	BM417350	–	–
63 A	–	BM417363	–	–

TRIPLE POLE + NEUTRAL

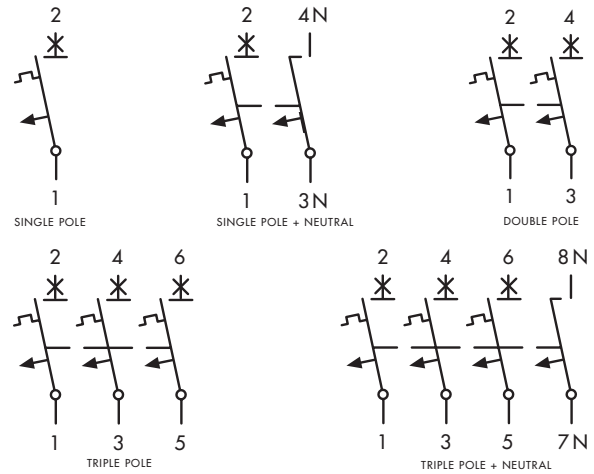
RATED CURRENT	TYPE B / CAL. TEMP 30°C	TYPE C / CAL. TEMP 30°C	TYPE D / CAL. TEMP 30°C	TYPE C / CAL. TEMP 40°C
6 A	BM418806	BM417806	–	BM417806ME
10 A	BM418810	BM417810	–	BM417810ME
16 A	BM418816	BM417816	–	BM417816ME
20 A	BM418820	BM417820	–	BM417820ME
25 A	BM418825	BM417825	–	BM417825ME
32 A	BM418832	BM417832	–	BM417832ME
40 A	BM418840	BM417840	–	BM417840ME
50 A	–	BM417850	–	–
63 A	–	BM417863	–	–

MCB

MCB – BM SERIES BMS0 6 kA



BMS0 6 kA



SCHRACK-INFO

- Rated voltage/frequency: 230 V/400 V AC 50/60 Hz, 240 V/415 V AC 50/60 Hz ME version
- Rated breaking capacity: 6 kA according to IEC/EN 60 898, 10 kA according to IEC/EN 60 947-2
- Rated breaking capacity DC: max 48 V one pole
- Tripping characteristics: B, C according to EN 60 898
- Back up fuse: 100 A gG max (>10 kA)
- Tripping temperature: -5 deg C to +40 deg C
- Operation temperature: -40 deg C to +75 deg C
- Ambient temperature: +50 deg C for ME-type
- Selectivity class: 3
- Degree of protection: IP20
- Endurance: > 8000 Operating cycles
- Window with contact position indicator (Red/Green for each pole)
- Terminal capacity: 1 mm² - 25 mm²
- Additional connection capability for busbar block system
- DIN rail mounting (EN 50 022)
- Finger and hand touch safe according to BVG A3/OVE-EN 6

SINGLE POLE

RATED CURRENT	TYPE B / CAL. TEMP 30°C	TYPE C / CAL. TEMP 30°C	TYPE D / CAL. TEMP 30°C	TYPE C / CAL. TEMP 40°C
2 A	–	BM617102	–	BM617102ME
4 A	–	BM617104	–	BM617104ME
6 A	BM618106	BM617106	–	BM617106ME
10 A	BM618110	BM617110	–	BM617110ME
16 A	BM618116	BM617116	–	BM617116ME
20 A	BM618120	BM617120	–	BM617120ME
25 A	BM618125	BM617125	–	BM617125ME
32 A	BM618132	BM617132	–	BM617132ME
40 A	BM618140	BM617140	–	BM617140ME
50 A	BM618150	BM617150	–	BM617150ME
63 A	BM618163	BM617163	–	BM617163ME

SINGLE POLE + NEUTRAL

RATED CURRENT	TYPE B / CAL. TEMP 30°C	TYPE C / CAL. TEMP 30°C	TYPE D / CAL. TEMP 30°C	TYPE C / CAL. TEMP 40°C
2 A	–	BM617602	–	–
4 A	–	BM617604	–	–
6 A	BM618606	BM617606	–	–
10 A	BM618610	BM617610	–	–
16 A	BM618616	BM617616	–	–
20 A	BM618620	BM617620	–	–
25 A	BM618625	BM617625	–	–
32 A	BM618632	BM617632	–	–
40 A	BM618640	BM617640	–	–
50 A	–	BM617650	–	–
63 A	–	BM617663	–	–

MCB – BM SERIES BMSO 6 kA – continued

DOUBLE POLE

RATED CURRENT	TYPE B / CAL. TEMP 30°C	TYPE C / CAL. TEMP 30°C	TYPE D / CAL. TEMP 30°C	TYPE C / CAL. TEMP 40°C
2 A	–	BM617202	–	BM617202ME
4 A	–	BM617204	–	BM617204ME
6 A	BM618206	BM617206	–	BM617206ME
10 A	BM618210	BM617210	–	BM617210ME
16 A	BM618216	BM617216	–	BM617216ME
20 A	BM618220	BM617220	–	BM617220ME
25 A	BM618225	BM617225	–	BM617225ME
32 A	BM618232	BM617232	–	BM617232ME
40 A	BM618240	BM617240	–	BM617240ME
50 A	BM618250	BM617250	–	BM617250ME
63 A	BM618263	BM617263	–	BM617263ME

TRIPLE POLE

RATED CURRENT	TYPE B / CAL. TEMP 30°C	TYPE C / CAL. TEMP 30°C	TYPE D / CAL. TEMP 30°C	TYPE C / CAL. TEMP 40°C
2 A	–	BM617302	–	BM617302ME
4 A	–	BM617304	–	BM617304ME
6 A	BM618306	BM617306	–	BM617306ME
10 A	BM618310	BM617310	–	BM617310ME
16 A	BM618316	BM617316	–	BM617316ME
20 A	BM618320	BM617320	–	BM617320ME
25 A	BM618325	BM617325	–	BM617325ME
32 A	BM618332	BM617332	–	BM617332ME
40 A	BM618340	BM617340	–	BM617340ME
50 A	BM618350	BM617350	–	BM617350ME
63 A	BM618363	BM617363	–	BM617363ME

TRIPLE POLE + NEUTRAL

RATED CURRENT	TYPE B / CAL. TEMP 30°C	TYPE C / CAL. TEMP 30°C	TYPE D / CAL. TEMP 30°C	TYPE C / CAL. TEMP 40°C
2 A	–	BM617802	–	BM617802ME
4 A	–	BM617804	–	BM617804ME
6 A	BM618806	BM617806	–	BM617806ME
10 A	BM618810	BM617810	–	BM617810ME
16 A	BM618816	BM617816	–	BM617816ME
20 A	BM618820	BM617820	–	BM617820ME
25 A	BM618825	BM617825	–	BM617825ME
32 A	BM618832	BM617832	–	BM617832ME
40 A	BM618840	BM617840	–	BM617840ME
50 A	BM618850	BM617850	–	BM617850ME
63 A	BM618863	BM617863	–	BM617863ME

FOUR POLE

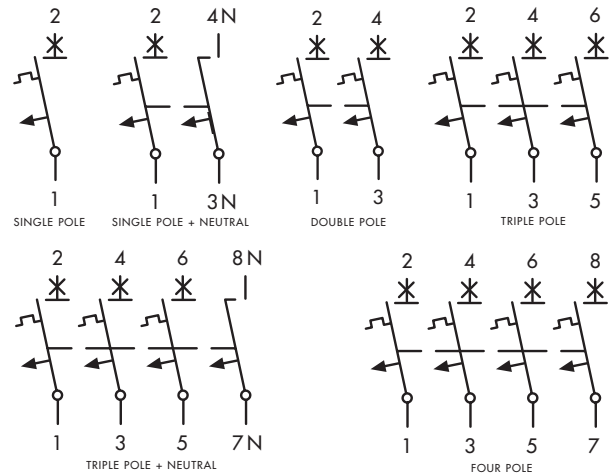
RATED CURRENT	TYPE B / CAL. TEMP 30°C	TYPE C / CAL. TEMP 30°C	TYPE D / CAL. TEMP 30°C	TYPE C / CAL. TEMP 40°C
2 A	–	BM617402	–	–
4 A	–	BM617404	–	–
6 A	–	BM617406	–	–
10 A	–	BM617410	–	–
16 A	–	BM617416	–	–
20 A	–	BM617420	–	–
25 A	–	BM617425	–	–
32 A	–	BM617432	–	–
40 A	–	BM617440	–	–
50 A	–	BM617450	–	–
63 A	–	BM617463	–	–

MCB

MCB – BM SERIES BMS0 10 kA



BMS0 10 kA



SCHRACK-INFO

- Rated voltage/frequency: 230 V/400 V AC 50/60 Hz
- Rated breaking capacity: 10 kA according to IEC/EN 60 898, 15 kA according to IEC/EN 60 947-2
- Rated breaking capacity DC: max 48 V one pole
- Tripping characteristics: B, C, D according to EN 60 898
- Back up fuse: 100 A gG max (>10 kA)
- Tripping temperature: -5 deg C to +40 deg C
- Operation temperature: -40 deg C to +75 deg C
- Ambient temperature: +50 deg C for ME-type
- Selectivity class: 3
- Degree of protection: IP20
- Endurance: > 8000 Operating cycles
- Window with contact position indicator (Red/Green for each pole)
- Terminal capacity: 1 mm² - 25 mm² (except 1P+N)
- Additional connection capability for busbar block system
- DIN rail mounting (EN 50 022)
- Finger and hand touch safe according to BVG A3/OVE-EN 6

SINGLE POLE

RATED CURRENT	TYPE B / CAL. TEMP 30°C	TYPE C / CAL. TEMP 30°C	TYPE D / CAL. TEMP 30°C	TYPE C / CAL. TEMP 40°C
2 A	-	BM017102	BM019102	BM017102ME
4 A	-	BM017104	BM019104	BM017104ME
6 A	BM018106	BM017106	BM019106	BM017106ME
10 A	BM018110	BM017110	BM019110	BM017110ME
16 A	BM018116	BM017116	BM019116	BM017116ME
20 A	BM018120	BM017120	BM019120	BM017120ME
25 A	BM018125	BM017125	BM019125	BM017125ME
32 A	BM018132	BM017132	BM019132	BM017132ME
40 A	BM018140	BM017140	BM019140	BM017140ME
50 A	BM018150	BM017150	BM019150	BM017150ME
63 A	BM018163	BM017163	BM019163	BM017163ME

SINGLE POLE + NEUTRAL

RATED CURRENT	TYPE B / CAL. TEMP 30°C	TYPE C / CAL. TEMP 30°C	TYPE D / CAL. TEMP 30°C	TYPE C / CAL. TEMP 40°C
2 A	BM018602	BM017602	-	-
4 A	BM018604	BM017604	-	-
6 A	BM018606	BM017606	-	-
10 A	BM018610	BM017610	-	-
16 A	BM018616	BM017616	-	-
20 A	BM018620	BM017620	-	-
25 A	BM018625	BM017625	-	-
32 A	BM018632	BM017632	-	-
40 A	BM018640	BM017640	-	-
50 A	BM018650	BM017650	-	-
63 A	BM018663	BM017663	-	-

MCB – BM SERIES BMSO 10 kA – continued

DOUBLE POLE

RATED CURRENT	TYPE B / CAL. TEMP 30°C	TYPE C / CAL. TEMP 30°C	TYPE D / CAL. TEMP 30°C	TYPE C / CAL. TEMP 40°C
2 A	–	BM017202	BM019202	BM017202ME
4 A	–	BM017204	BM019204	BM017204ME
6 A	BM018206	BM017206	BM019206	BM017206ME
10 A	BM018210	BM017210	BM019210	BM017210ME
16 A	BM018216	BM017216	BM019216	BM017216ME
20 A	BM018220	BM017220	BM019220	BM017220ME
25 A	BM018225	BM017225	BM019225	BM017225ME
32 A	BM018232	BM017232	BM019232	BM017232ME
40 A	BM018240	BM017240	BM019240	BM017240ME
50 A	BM018250	BM017250	BM019250	BM017250ME
63 A	BM018263	BM017263	BM019263	BM017263ME

TRIPLE POLE

RATED CURRENT	TYPE B / CAL. TEMP 30°C	TYPE C / CAL. TEMP 30°C	TYPE D / CAL. TEMP 30°C	TYPE C / CAL. TEMP 40°C
2 A	–	BM017302	BM019302	BM017302ME
4 A	–	BM017304	BM019304	BM017304ME
6 A	BM018306	BM017306	BM019306	BM017306ME
10 A	BM018310	BM017310	BM019310	BM017310ME
16 A	BM018316	BM017316	BM019316	BM017316ME
20 A	BM018320	BM017320	BM019320	BM017320ME
25 A	BM018325	BM017325	BM019325	BM017325ME
32 A	BM018332	BM017332	BM019332	BM017332ME
40 A	BM018340	BM017340	BM019340	BM017340ME
50 A	BM018350	BM017350	BM019350	BM017350ME
63 A	BM018363	BM017363	BM019363	BM017363ME

TRIPLE POLE + NEUTRAL

RATED CURRENT	TYPE B / CAL. TEMP 30°C	TYPE C / CAL. TEMP 30°C	TYPE D / CAL. TEMP 30°C	TYPE C / CAL. TEMP 40°C
2 A	–	BM017802	BM019802	BM017802ME
4 A	–	BM017804	BM019804	BM017804ME
6 A	BM018806	BM017806	BM019806	BM017806ME
10 A	BM018810	BM017810	BM019810	BM017810ME
16 A	BM018816	BM017816	BM019816	BM017816ME
20 A	BM018820	BM017820	BM019820	BM017820ME
25 A	BM018825	BM017825	BM019825	BM017825ME
32 A	BM018832	BM017832	BM019832	BM017832ME
40 A	BM018840	BM017840	BM019840	BM017840ME
50 A	BM018850	BM017850	BM019850	BM017850ME
63 A	BM018863	BM017863	BM019863	BM017863ME

FOUR POLE

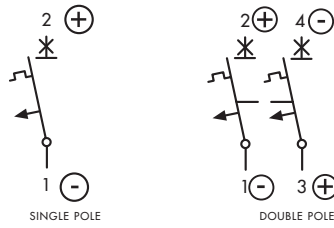
RATED CURRENT	TYPE B / CAL. TEMP 30°C	TYPE C / CAL. TEMP 30°C	TYPE D / CAL. TEMP 30°C	TYPE C / CAL. TEMP 40°C
2 A	–	–	–	–
4 A	–	–	–	–
6 A	–	BM017406	BM019406	–
10 A	–	BM017410	BM019410	–
16 A	–	BM017416	BM019416	–
20 A	–	BM017420	BM019420	–
25 A	–	BM017425	BM019425	–
32 A	–	BM017432	BM019432	–
40 A	–	BM017440	BM019440	–
50 A	–	BM017450	BM019450	–
63 A	–	BM017463	BM019463	–

MCB

MCB – SERIES BMS0-DC



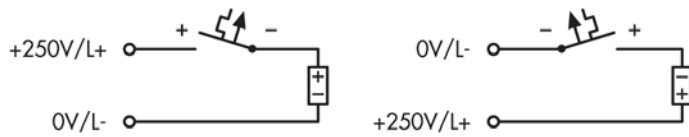
BM015110 / BM015225



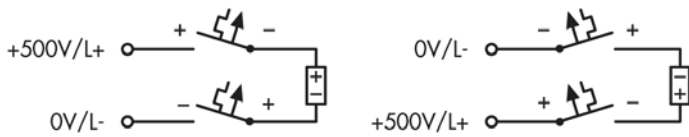
SCHRACK-INFO

- Rated voltage: 220 V DC per pole; T = 4 ms
- Switching capacity: 6 kA acc. to IEC/EN 60898
- Back-up fuse max.: 100 A gL
- Tripping characteristics: C
- Terminal capacity: 1-25 mm²
- Take in account polarity
- Designed for use in DC installations

Connection example for 250V=, single pole



Connection example for 500V=, double pole



SINGLE POLE

RATED CURRENT	TYPE	ORDER NO.
2 A	BMS0-C 2/1-DC	BM015102
6 A	BMS0-C 6/1-DC	BM015106
10 A	BMS0-C 10/1-DC	BM015110
16 A	BMS0-C 16/1-DC	BM015116
20 A	BMS0-C 20/1-DC	BM015120
25 A	BMS0-C 25/1-DC	BM015125
32 A	BMS0-C 32/1-DC	BM015132
40 A	BMS0-C 40/1-DC	BM015140
50 A	BMS0-C 50/1-DC	BM015150

DOUBLE POLE

RATED CURRENT	TYPE	ORDER NO.
2 A	BMS0-C 2/2-DC	BM015202
6 A	BMS0-C 6/2-DC	BM015206
10 A	BMS0-C 10/2-DC	BM015210
16 A	BMS0-C 16/2-DC	BM015216
20 A	BMS0-C 20/2-DC	BM015220
25 A	BMS0-C 25/2-DC	BM015225
32 A	BMS0-C 32/2-DC	BM015232
40 A	BMS0-C 40/2-DC	BM015240
50 A	BMS0-C 50/2-DC	BM015250

MCB – BS 1+N SERIES SI-E 4,5 kA / 6 kA



BS018516

SCHRACK-INFO

- 1+N at only 1 space unit, Selectivity class: 3
- Rated voltage/frequency: 230 V AC, 50/60 Hz
- Rated breaking capacity: 4,5 kA according to IEC/EN 60 898, 6 kA according to IEC/EN 60 898
- Rated breaking capacity DC: max 48 V
- Tripping characteristics: B, C according to EN 60 898
- Back up fuse: 4,5 kA - Type 80 A gG max (>4,5 kA), 6 kA - Type 100 A gG max (>10 kA)
- Tripping temperature: -5 deg C to +40 deg C
- Operation temperature: -40 deg C to +75 deg C

4,5 kA

RATED CURRENT	TYPE B CAL. TEMP 30°C	TYPE C CAL. TEMP 30°C
2 A	-	BS417502
4 A	-	BS417504
6 A	BS418506	BS417506
10 A	BS418510	BS417510
16 A	BS418516	BS417516
20 A	BS418520	BS417520
25 A	BS418525	BS417525
32 A	BS418532	BS417532
40 A	BS418540	BS417540

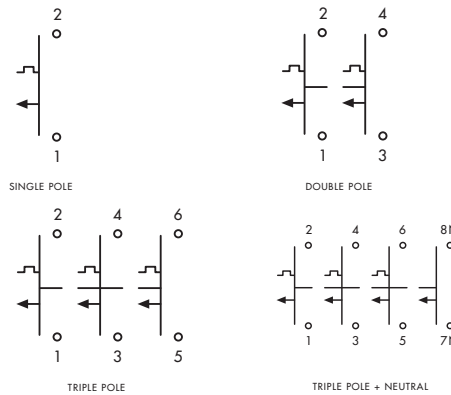
6 kA

RATED CURRENT	TYPE B CAL. TEMP 30°C	TYPE C CAL. TEMP 30°C
2 A	-	BS017502
4 A	-	BS017504
6 A	BS018506	BS017506
10 A	BS018510	BS017510
16 A	BS018516	BS017516
20 A	BS018520	BS017520
25 A	BS018525	BS017525
32 A	BS018532	BS017532
40 A	BS018540	BS017540

MCB – HIGH CURRENT SERIES BR 10 kA



BR 10 kA



SCHRACK-INFO

- Rated voltage/frequency: 230 V/400 V AC 50/60 Hz
- Rated breaking capacity: 10 kA according to marking
- Rated breaking capacity DC: max 60 V one pole
- Tripping characteristics: C & D according to EN 60 898
- Back up fuse: 200 A gG max (>20 kA)
- Tripping temperature: -5 deg C to +40 deg C
- Endurance: > 20,000 Operating cycles
- Window with contact position indicator (Red/Green for each pole)
- Terminal capacity: 2,5 mm² - 50 mm²
- Double break switching contact
- DIN rail mounting (EN 50 022)

SINGLE POLE

RATED CURRENT	TYPE C CAL. TEMP 30°C	TYPE D CAL. TEMP 30°C
80 A	BR971800	-
100 A	BR971910	-
125 A	BR971912	-

DOUBLE POLE

RATED CURRENT	TYPE C CAL. TEMP 30°C	TYPE D CAL. TEMP 30°C
80 A	BR972800	-
100 A	BR972910	-
125 A	BR972912	-

TRIPLE POLE

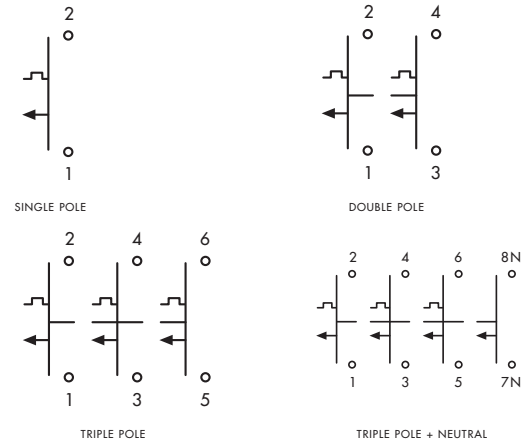
RATED CURRENT	TYPE C CAL. TEMP 30°C	TYPE D CAL. TEMP 30°C
80 A	BR973800	-
100 A	BR973910	-
125 A	BR973912	-

TRIPLE POLE + NEUTRAL

RATED CURRENT	TYPE C CAL. TEMP 30°C	TYPE D CAL. TEMP 30°C
80 A	BR978800	-
100 A	BR978910	-
125 A	BR978912	-

MCB

MCB – HIGH CURRENT BR SERIES 15 – 25 kA



SCHRACK-INFO

- Rated voltage/frequency: 230 V/400 V AC 50/60 Hz
- Rated breaking capacity: 15-25 kA according to marking
- Rated breaking capacity DC: max 60 V one pole
- Tripping characteristics: C & D according to EN 60 898
- Back up fuse: 200 A gG max (>20 kA)
- Tripping temperature: -5 deg C to +40 deg C
- Degree of protection: IP20
- Endurance: > 20,000 Operating cycles
- Window with contact position indicator (Red/Green for each pole)
- Terminal capacity: 2,5 mm² - 50 mm²
- Double break switching contact
- DIN rail mounting (EN 50 022)

SINGLE POLE

RATED CURRENT	TYPE C CAL. TEMP 30°C	TYPE D CAL. TEMP 30°C
20 A	BR571200	BR591200
25 A	BR571250	BR591250
32 A	BR571320	BR591320
40 A	BR571400	BR591400
50 A	BR571500	BR591500
63 A	BR571630	BR591630
80 A	BR571800	BR591800
100 A	BR571910	BR591910
125 A	BR571912	-

DOUBLE POLE

RATED CURRENT	TYPE C CAL. TEMP 30°C	TYPE D CAL. TEMP 30°C
20 A	BR572200	BR592200
25 A	BR572250	BR592250
32 A	BR572320	BR592320
40 A	BR572400	BR592400
50 A	BR572500	BR592500
63 A	BR572630	BR592630
80 A	BR572800	BR592800
100 A	BR572910	BR592910
125 A	BR572912	-

TRIPLE POLE

RATED CURRENT	TYPE C CAL. TEMP 30°C	TYPE D CAL. TEMP 30°C
20 A	BR573200	BR593200
25 A	BR573250	BR593250
32 A	BR573320	BR593320
40 A	BR573400	BR593400
50 A	BR573500	BR593500
63 A	BR573630	BR593630
80 A	BR573800	BR593800
100 A	BR573910	BR593910
125 A	BR573912	-

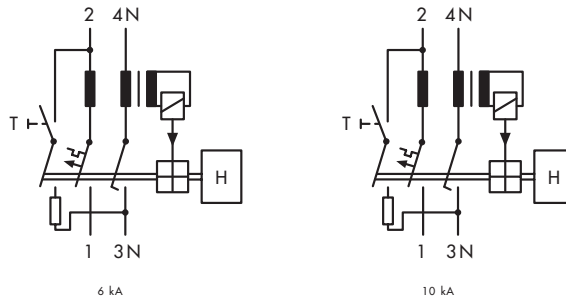
TRIPLE POLE + NEUTRAL

RATED CURRENT	TYPE C CAL. TEMP 30°C	TYPE D CAL. TEMP 30°C
20 A	BR578200	BR598200
25 A	BR578250	BR598250
32 A	BR578320	BR598320
40 A	BR578400	BR598400
50 A	BR578500	BR598500
63 A	BR578630	BR598630
80 A	BR578800	BR598800
100 A	BR578910	BR598910
125 A	BR578912	-

RCBO – COMBINED MCB AND RCCB SERIES BOLF



BOLF 6 kA / 10 kA



SCHRACK-INFO

- Single pole with switchable neutral
- Tripping independent of line voltage
- Tripping times: undelayed
- Rated voltage/frequency: 230 V/50 Hz
- Rated tripping current: 30 mA, 100mA and 300mA
- Sensitivity: AC 6 kA & 10 kA, Pulsating DC (10 kA only)
- Selectivity class: 3
- Rated breaking capacity: 6 kA & 10 kA according to IEC/EN 61009
- Rated current: 6-40 A
- Characteristic: B and C according to EN 60 898
- Max back-up fuse (short circuit): 100 A gG (>10 kA)
- Endurance: Electrical: > 4000 operating cycles, Mechanical: > 20000 operating cycles
- Contact position colour indicator (Red/Green)
- Indicator: blue: switch off default, white: switch off manual
- Terminal capacity: 1 mm² - 25 mm²
- Additional connection capability for busbar block system
- DIN rail mounting (EN 50 022)
- Finger and hand touch safe according to BVG A3/OVE-EN 6

6 kA – 30 mA

RATED CURRENT	TYPE B AC	TYPE B PULSE	TYPE C AC	TYPE C PULSE
6 A	BO668506	BO668606	BO667506	BO667606
10 A	BO668510	BO668610	BO667510	BO667610
16 A	BO668516	BO668616	BO667516	BO667616
20 A	BO668520	BO668620	BO667520	BO667620
25 A	BO668525	BO668625	BO667525	BO667625
32 A	BO668532	BO668632	BO667532	BO667632
40 A	BO668540	BO668640	BO667540	BO667640

10 kA – 30 mA

RATED CURRENT	TYPE B AC	TYPE B PULSE	TYPE C AC	TYPE C PULSE
6 A	BO618506	BO618606	BO617506	BO617606
10 A	BO618510	BO618610	BO617510	BO617610
16 A	BO618516	BO618616	BO617516	BO617616
20 A	BO618520	BO618620	BO617520	BO617620
25 A	BO618525	BO618625	BO617525	BO617625
32 A	BO618532	BO618632	BO617532	BO617632
40 A	BO618540	BO618640	BO617540	BO617640

10 kA – 100 mA

RATED CURRENT	TYPE B AC	TYPE B PULSE	TYPE C AC	TYPE C PULSE
6 A	BO718506	-	-	-
10 A	BO718510	BO718610	BO717510	BO717610
16 A	BO718516	BO718616	BO717516	BO717616
20 A	-	BO718620	BO717520	BO717620
25 A	-	-	BO717525	-
32 A	-	-	BO717532	-
40 A	-	-	BO717540	-

10 kA – 300 mA

RATED CURRENT	TYPE B AC	TYPE B PULSE	TYPE C AC	TYPE C PULSE
6 A	BO818506	BO818606	BO817506	BO817606
10 A	BO818510	BO818610	BO817510	BO817610
16 A	-	BO818616	BO817516	BO817616
20 A	-	BO818620	BO817520	BO817620
25 A	-	BO818625	BO817525	BO817625
32 A	-	BO818632	BO817532	BO817632
40 A	-	BO818640	BO817540	BO817640

RCBO

/// SINGLE MODULE RCBO SERIES LS-DI/PT



BI657520ME

/// SCHRACK-INFO

- Same width and profile as single pole MCB
- Rated voltage/frequency: 240 V 50/60 Hz
- Rated breaking capacity: 6 kA
- 30 mA Sensitivity (10mA, 100 mA and 300 mA on request)
- Contact position indicator
- Selectivity class: 3
- AC class sensitivity
- Rated current: 6-40 A
- Characteristic: B and C according to EN/IEC 60 898
- Class 3 let through energy classification
- Terminal capacity: 1 mm² - 25 mm²
- Flying Neutral lead 950 mm
- Sealable in On and Off positions
- Finger and hand touch safe terminals
- Manufactured and tested to IEC/EN 61009

/// 6 kA – 10 mA

RATED CURRENT	TYPE B AC	TYPE C AC
6 A	on request	BI557506ME
10 A	on request	BI557510ME
16 A	on request	BI557516ME
20 A	on request	BI557520ME
25 A	on request	BI557525ME
32 A	on request	BI557532ME
40 A	on request	BI557540ME

/// 6 kA – 30 mA

RATED CURRENT	TYPE B AC	TYPE C AC
6 A	BI658506	BI657506
10 A	BI658510	BI657510
16 A	BI658516	BI657516
20 A	BI658520	BI657520
25 A	BI658525	BI657525
32 A	BI658532	BI657532
40 A	BI658540	BI657540

/// 6 kA – 100 mA

RATED CURRENT	TYPE B AC	TYPE C AC
6 A	on request	BI757506ME
10 A	on request	BI757510ME
16 A	on request	BI757516ME
20 A	on request	BI757520ME
25 A	on request	BI757525ME
32 A	on request	BI757532ME
40 A	on request	BI757540ME

RCCBS – RESIDUAL CURRENT ADD-ON BLOCK, SERIES BB



BB004330

SCHRACK-INFO

- Tripping times:
 - undelayed, conditionally surge current proof up to 250 A (8/20 μ s)
 - delayed at least 40 ms (Type S), surge current proof up to 5 kA (8/20 μ s), with selective disconnecting function
- Rated voltage: 230/400 V; 50 Hz
- Rated current: ≤ 40 A, ≤ 63 A, ≤ 80 A, ≤ 125 A
- Rated tripping current: 30 mA, 300 mA (others on request)
- Tripping time: non-delayed, type S min. 40 ms delay
- Sensitivity: AC ~ and pulsating DC
- Rated short-circuit strength: same as BM-Series MCBs
- Back-up fuse for overload and short-circuit protection: by BM-Series MCBs
- Service life: same as Miniature Circuit Breakers series BM
- Prevents nuisance tripping caused by switching Electronic Light Devices (ELD)
- Ambient operating temperature: -25° C to $+40^{\circ}$ C
- Endurance: same as BM Series MCBs
- Terminals: 2/4-pole, lift terminals on both sides, 1-25 mm² cross-section finger/handtouch safe according to VBG 4, ÖVE-EN 6
- For subsequent mounting onto all BM-Series MCBs
- RCD blocks to be connected to MCBs with a maximum rated current of 40 A are mechanically interlocked against MCBs with a rated current of > 40 A.

■ SURGE CURRENT PROOF >250 A, PULSE

RATED CURRENT	TYPE	ORDER NO.
0.03 A	BB-402/003-A	BB044203
0.3 A	BB-402/03-A	BB044230
0.03 A	BB-404/003-A	BB044403
0.3 A	BB-404/03-A	BB044430
0.03 A	BB-632/003-A	BB046203
0.3 A	BB-632/03-A	BB046230
0.03 A	BB-634/003-A	BB046403
0.3 A	BB-634/03-A	BB046430
0.03 A	BB-802/003-A	BB048203
1 A	BB-802/1-A	BB048200
0.3 A	BB-802/03-A	BB048230
0.5 A	BB-802/05-A	BB048250
0.03 A	BB-804/003-A	BB048403
1 A	BB-804/1-A	BB048400
0.3 A	BB-804/03-A	BB048430
0.5 A	BB-804/05-A	BB048450
0.03 A	BB-1252/003-A	BB047203
1 A	BB-1252/1-A	BB047200
0.3 A	BB-1252/03-A	BB047230
0.5 A	BB-1252/05-A	BB047250
0.03 A	BB-1254/003-A	BB047403
1 A	BB-1254/1-A	BB047400
0.3 A	BB-1254/03-A	BB047430
0.5 A	BB-1254/05-A	BB047450

■ SURGE CURRENT PROOF 5 kA, TYPE S

RATED CURRENT	TYPE	ORDER NO.
0.3 A	BB-402/03-S	BB074230
0.3 A	BB-404/03-S	BB074430
0.3 A	BB-632/03-S	BB076230
1 A	BB-634/1-S	BB076400
0.3 A	BB-634/03-S	BB076430
1 A	BB-804/1-S	BB068400
0.3 A	BB-804/03-S	BB068430
0.5 A	BB-804/05-S	BB068450
1 A	BB-1254/1-S	BB067400
0.3 A	BB-1254/03-S	BB067430
0.5 A	BB-1254/05-S	BB067450

■ SURGE CURRENT PROOF >250 A

RATED CURRENT	TYPE	ORDER NO.
0.03 A	BB-402/003	BB004203
0.3 A	BB-402/03	BB004230
0.03 A	BB-404/003	BB004403
0.3 A	BB-404/03	BB004430
0.03 A	BB-632/003	BB006203
0.3 A	BB-632/03	BB006230
0.03 A	BB-634/003	BB006403
0.3 A	BB-634/03	BB006430
0.3 A	BB-634/03SA	BB066430
1 A	BB-634/1	BB066400
0.03 A	BB-802/003	BB008203
0.3 A	BB-802/03	BB008230
0.5 A	BB-802/05	BB008250
1 A	BB-802/1	BB008200
0.03 A	BB-804/003	BB008403
0.3 A	BB-804/03	BB008430
0.5 A	BB-804/05	BB008450
1 A	BB-804/1	BB008400
0.03 A	BB-1252/003	BB007203
0.3 A	BB-1252/03	BB007230
0.5 A	BB-1252/05	BB007250
1 A	BB-1252/1	BB007200
0.03 A	BB-1254/003	BB007403
0.3 A	BB-1254/03	BB007430
0.5 A	BB-1254/05	BB007450
1 A	BB-1254/1	BB007400

■ SURGE CURRENT PROOF 3 kA, TYPE G

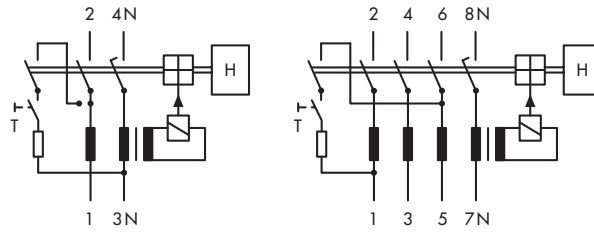
RATED CURRENT	TYPE	ORDER NO.
0.03 A	BB-404/003-G	BB024403
0.03 A	BB-402/003-G	BB024203

RCCB

RCCB – RESIDUAL CURRENT CIRCUIT BREAKER SERIES BCFO



BCFO 6 kA / 10 kA



SCHRACK-INFO

- Rated voltage:
6kA: 4P 230 V/400 V AC, 2P 230 V AC 50 Hz
10 kA: 4P 250 V/400 V AC, 2P 250 V AC 50 Hz
- Rated temperature: -25°C to +40°C
- Maximum back up fuse as short circuit protection:
6kA: 63 A gG (25 A-63 A)
10kA: 100 A gG
- Maximum back up fuse as overload protection:
6kA: 25 A gL (for 25 A, 40 A), 40 A gG (for 63 A)
10kA: 50 A gL (for 80 A), 63 A gG (for 100 A)
- Finger protection to BVG A3/ÖVE-EN 6
- Design according to EN 61 008, IEC 1008
- DIN rail mounting (EN 50 022)

6kA – 30 mA

RATED CURRENT	2 POLE AC	2 POLE PULSE	4 POLE AC	4 POLE PULSE
25 A	BC602203	BC652203	BC602103	BC652103
40 A	BC604203	BC654203	BC604103	BC654103
63 A	BC606203	BC656203	BC606103	BC656103

10kA – 30 mA

RATED CURRENT	2 POLE AC	2 POLE PULSE	4 POLE AC	4 POLE PULSE
25 A	BC002203	BC052203	BC002103	BC052103
40 A	BC004203	BC054203	BC004103	BC054103
63 A	BC006203	BC056203	BC006103	BC056103
80 A	BC008203	–	BC008103	BC058103
100 A	BC000203	–	BC000103	BC050103

6kA – 100 mA

RATED CURRENT	2 POLE AC	2 POLE PULSE	4 POLE AC	4 POLE PULSE
25 A	BC602210	BC652210	BC602110	BC652110
40 A	BC604210	BC654210	BC604110	BC654110
63 A	BC606210	BC656210	BC606110	BC656110

10kA – 100 mA

RATED CURRENT	2 POLE AC	2 POLE PULSE	4 POLE AC	4 POLE PULSE
25 A	BC002210	BC052210	BC002110	BC052110
40 A	BC004210	BC054210	BC004110	BC054110
63 A	BC006210	–	BC006110	BC056110
80 A	–	–	BC008110	BC058110
100 A	–	–	BC000110	BC050110

6kA – 300 mA

RATED CURRENT	2 POLE AC	2 POLE PULSE	4 POLE AC	4 POLE PULSE
25 A	BC602230	BC652230	BC602130	BC652130
40 A	BC604230	BC654230	BC604130	BC654130
63 A	BC606230	BC656230	BC606130	BC656130

10kA – 300 mA

RATED CURRENT	2 POLE AC	2 POLE PULSE	4 POLE AC	4 POLE PULSE
25 A	BC002230	BC052230	BC002130	BC052130
40 A	BC004230	BC054230	BC004130	BC054130
63 A	BC006230	BC056230	BC006130	BC056130
80 A	–	–	BC008130	BC058130
100 A	–	–	BC000130	BC050130

ACCESSORIES FOR MCBs, RCBOs AND RCCBs

AUXILIARY CONTACT FOR CONTROL PURPOSES



BD900002

SCHRACK-INFO

- Thermal rated current: 8 A
- Rated voltage: 250 V/440 V AC; 50/60 Hz
- Minimum rated voltage: 24 V per insulation contact
- AC13: 6 A/250 V – 2 A/440 V, DC13: 4 A/60 V – 0.5 A/230 V
- Maximum backup fuse: 4 A GI or SI-H
- Contacts: 1 NO + 1 NC
- Retrofittable

DESCRIPTION	DIM. (WxHxD) mm	ORDER NO.
1 NC + 1 NO for BC (RCCBs) screw on type	8,8 x 80 x 65,5	BD900002
1 NC + 1 NO for BM (MCBs) & BO (RCBOs) screw on type	8,8 x 80 x 65,5	BD900006
1 NC + 1 NO for BM (MCBs) & BO (RCBOs) snap on type	8,8 x 80 x 65,5	BM900001
1 NC + 1 NO for BR screw on type	9 x 90 x 65,5	BR900005

AUXILIARY/TRIP SIGNAL CONTACT



BM900022

SCHRACK-INFO

- Thermal rated current: 5 A
- Rated voltage: 250 V/440 V AC; 50/60 Hz
- Minimum rated voltage: 5 V AC/DC per insulation contact
- Minimum rated current 10 mA per insulation contact
- Maximum backup fuse: 4 A gG or SI-H
- AC12: 2A 230V, AC15: 1 A 230 V, DC12: 0,5 A 110 V
- 2 CO contacts (auxiliary contacts) or 1 CO contact (aux.contact) + 1 CO contact (electrical tripping)
- For use with MCBs-BM series, RCCBs-BC series up to 63 A, retrofittable

DESCRIPTION	DIM. (WxHxD) mm	ORDER NO.
2 CO contact (screw on-type)	8,8 x 80 x 65,5	BD900022
2 CO contact for BM and MP (snap on-type)	8,8 x 80 x 65,5	BM900022

PROTECTIVE CAP IP 20 FOR SERIES BM



BS900030

SCHRACK-INFO

- Cover for terminal screws for one screw per pole

DESCRIPTION	DIM. (WxHxD) mm	ORDER NO.
IP20/BS	17x19x10,5	BS900030

REMOTE RELEASE



BM900006

SCHRACK-INFO

- Operating voltage 230 V Type: 110-410 V AC, 110-220 V DC
- Operating voltage 24 V Type: 12-110 V AC, 12-60 V DC
- Switch position indicator
- Optional mounting of signal contact
- Power requirement of low voltage source for 24 V type approx 63 VA
- For use with MCBs-BS series, MP

RATED VOLTAGE	DIM. (WxHxD) mm	ORDER NO.
UB=12-110 V AC 12-60 V DC for BM, MP and BO	17,7 (26,2) x 80 x 75,5	BM900005
UB=110-415 V AC 110- 220 V DC for BM, MP and BO	17,7 (26,2) x 80 x 75,5	BM900006
UB=12-60 V AC for BR	27 x 80 x 75,5	BR900004
UB=110-415 V AC for BR	27 x 80 x 75,5	BR900003

ACCESSORIES FOR MCBs, RCBOs AND RCCBs

UNDER VOLTAGE RELEASE



BS900008

SCHRACK-INFO

- Terminal capacity: 1-2 x 2.5 mm
- Raising clamp terminal
- DIN rail mounting on DIN rail EN 50022
- Function indicator
- Service button for no-voltage switching
- For use with MCBs-BM series, MP

RATED VOLTAGE	DIM. (WxHxD) mm	ORDER NO.
115 V AC Undelayed	17,5 x 80 x 75,1	BS900007
230 V AC Undelayed	17,5 x 80 x 75,1	BS900008
400 V AC Undelayed	17,5 x 80 x 75,1	BS900009

BLIND MODULE



BS900026

SCHRACK-INFO

- Space holder to confirm the auxiliary contacts to 1 space unit

DESCRIPTION	DIM. (WxHxD) mm	ORDER NO.
Cap dimensions 45 mm, width 9 mm (0,5 SU) grip in cap	9x55x66	BS900026

NEUTRAL CONDUCTOR DUCT



BS900010



BS900004


SCHRACK-INFO

- Rated current: 63 A, 80 A
- Terminal capacity: 1-25 mm²
- Rated voltage: 230/400 V AC
- 1 SU wide

DESCRIPTION	DIM. (WxHxD) mm	ORDER NO.
N-Conductor 63 A	17,5x80x65,5	BS900004
N-Conductor with insulated test terminal	17,5x80x65,5	BS900010
N-Conductor 80 A	17,5x80x65,5	BS900024

BUSBARS


BUSBARS PIN VERSION




BS990111ME

DESCRIPTION	DIM. (WxHxD) mm	ORDER NO.
1-POLE		
Busbar 1-pole 10 mm ²		on request
Busbar 1-pole 16 mm ²		on request
2-POLE		
Busbar 2-pole 10 mm ² , non break-out	1000x25x10	BS990111ME
Busbar 2-pole 16 mm ² , non break-out	1000x31x16	BS990112ME
3-POLE 10/16 mm² / 30 mm²		
Rail 3-pole pin 4 mm, 10 mm ²	1012x28x15	BS900120
End cap 3+4-pole for BS900143/44, 30 mm ²	A6	BS900187
3-pole 10 mm ² , not possible to break off	1015x31x16	BS990116ME
3-pole 16 mm ² , not possible to break off	1015x31x16	BS990117ME
End cap 2/3-pole, 10-16 mm ²	17x17x8	BS900116
4-POLE		
Busbar 4-pole 10 mm ² L1, N, L2, N, L3, N	1000	BS990124

PACKAGE BUSBAR FOR FREE PHASE SELECTION/0.5 MW



BS990150



BS990153

SCHRACK-INFO

- Pit rail for wiring of devices with:
Box or series terminal, clamp-type terminal

DESCRIPTION	DIM. (WxHxD) mm	ORDER NO.
Tongue busbar L1, L2, L3/ Tongue width 6 mm, 16 mm ²	1010x37x11	BS990150
Tongue busbar N/ Tongue width 6 mm, 16 mm ²	1005x37x11	BS990151
Tongue busbar L1, L2, L3/ Tongue width 4 mm, 16 mm ²	1010x37x11	BS990152
Tongue busbar N/ Tongue width 4 mm, 16 mm ²	1010x37x11	BS990153

ACCESSORIES FOR BUSBAR

DESCRIPTION	ORDER NO.
Insulation profile for 3-pole SS, 16 mm ²	BS900304

BUSBARS

CONNECTION TERMINALS



BS900176

DESCRIPTION	ORDER NO.
Fork, straight, 6-25 mm ² , short	BS900170
Fork, cross-wise 6-25 mm ² , short	BS900171
Pin, straight, 6-25 mm ² , short	BS900172
Pin, cross-wise, 6-25 mm ² , short	BS900173
Fork, straight, 50 mm ² , short	BS900174
Fork, cross-wise, 50 mm ² , short	BS900175
Pin, straight, 50 mm ² , short	BS900176
Pin, cross-wise, 50 mm ² , short	BS900177
Pin, cross-wise, long, 6-25 mm ²	BS900178
Pin, cross-wise, 50 mm ²	BS900199
Pin, straight, 50 mm ² Tytan feed terminal	BS900179
Pin, straight 25 mm ² /2 screws without insulation	IK020019

MODUL – CONNECT, THE UNIVERSAL BUSBAR



ISS90004



MODUL CONNECT

SCHRACK-INFO


- Universal busbar
- Push-on in the 9 mm module step
- Any required configuration of the connection flags without breaking off
- Halogenfree

DESCRIPTION	LENGTH mm	ORDER NO.
Busbar 80 A, 1-pole, 16 mm ² , MW = 9 mm	1000	ISS90916
Insulation body, 3-pole	1000	ISS90003
Insulation body, 4-pole	1000	ISS90004
Connection flag L1/N Pin	-	ISS909S1
Connection flag L2/L3 Pin	-	ISS909S2
Connection flag L1/N C-Clamp	-	ISS909G1
Connection flag L2/L3 C-Clamp	-	ISS909G2
End cap for insulation body 3-pole	-	ISS900K3
End cap for insulation body 4-pole	-	ISS900K4
Marking tag	1000	ISS91000

SMALL CONNECT RAIL SET FOR MINIATURE CIRCUIT BREAKERS 1+N, 1SU, 10 mm²



BS990170



BS990171

SCHRACK INFO

Set contains 1 pcs. 1-meter rail 10mm² grey, 1 pcs. 1 meter rail 10 mm² blue, 3 (version 1-pole+N) or 9 (3-pole+N version) flexible 10mm² wires black ultrasonically-consolidated ends and 3 in blue. The ultra-sonically-consolidated ends of the wires have exactly the same fit which allows them to fit in the terminal of SCHRACK MCBs BMO 1+N with 1 space unit. Compared to a fixed adapter, they offer the advantage that they can be flexible from the side and from the supply device. Set packed in a polybag.

EXTREMELY COMPATIBLE RAIL FOR MINIATURE CIRCUIT BREAKERS TYPE SI-E 1+N WITH 1 SU

By using 1+N miniature circuit breakers in a pure single-module configuration helps you make the most of limited space with the same levels of safety. For example, when retrofitting during renovation. Small Connect rails are especially useful for these kinds of applications thanks to its especially compact design.

FLEXIBLE CONNECTION WIRES WITH ULTRASONICALLY-CONSOLIDATED ENDS

These offer the great advantage that they can fit in all terminals irrespective of whether the rail is attached above or below the miniature circuit breaker. Also independent of the switch producing the supply current.

COMPLETE SETS OFFER EASE OF USE

These Small Connect rail sets for 1-pole + Neutral and 3-pole + Neutral conductor applications have the advantage that always receiving the right connection cable for the rail.


DESCRIPTION	ORDER NO.
Rail set 1-pole+N for miniature circuit breakers 1+N, 1 SU , 10 mm ²	BS990170
Rail set 3-pole+N for miniature circuit breakers 1+N, 1 SU , 10 mm ²	BS990171

BUSBARS

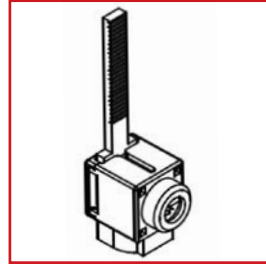
CONNECTION TERMINAL 25 mm² FOR THE SMALL CONNECT RAIL SYSTEM



BS990172



BS990173



SCHRACK-INFO

Side connection model saves vertical space and is thus especially suitable for 1-pole Small Connect rails.

Straight connection model saves horizontal space and is thus especially suitable for 3-pole Small Connect rails.

DESCRIPTION	ORDER NO.
Connectionterminal 25 mm ² for side connection (fits BS990170)	BS990172
Connectionterminal 25 mm ² for straight connection (fits BS990171)	BS990173

CONNECTING WIRE 1POLE, LENGTH 100 mm or 325 mm FOR THE SMALL CONNECT RAIL SYSTEM



BS990176



BS990177

SCHRACK-INFO

Flexible connection wires with ultrasonically-consolidated ends, highly compatible with all lift terminals.

The 325 mm long connecting wires are used for the connection from raw to raw in the distribution panel.

DESCRIPTION	ORDER NO.
Connecting wire, black, length 100 mm	BS990174
Connecting wire, black, length 325 mm	BS990178
Connecting wire, blue, length 100 mm	BS990175
Connecting wire, blue, length 325 mm	BS990179

ACCESSORIES FOR THE SMALL CONNECT RAIL SYSTEM

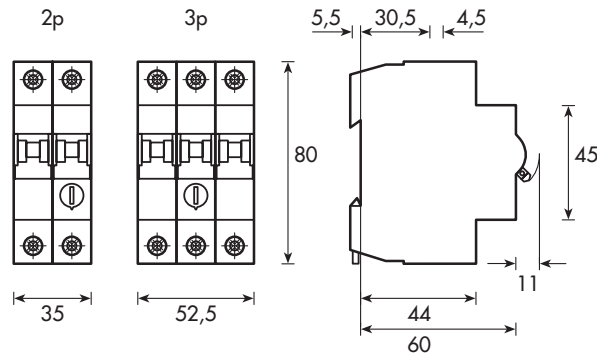
DESCRIPTION	ORDER NO.
Single rail 1-pole, grey, length 1000 mm	BS990176
Single rail 1-pole, blue, length 1000 mm	BS990177
End cap for 3-pole rail	BS900116

MOTOR PROTECTION DEVICES

MOTOR SAFETY SWITCH SERIES MP

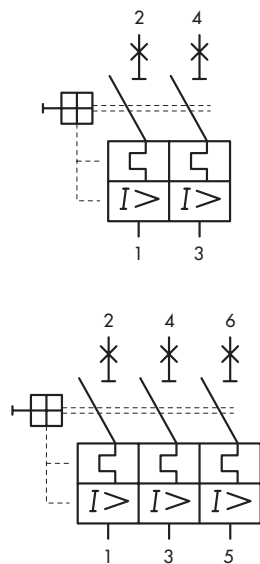


BE400301 / BE400206

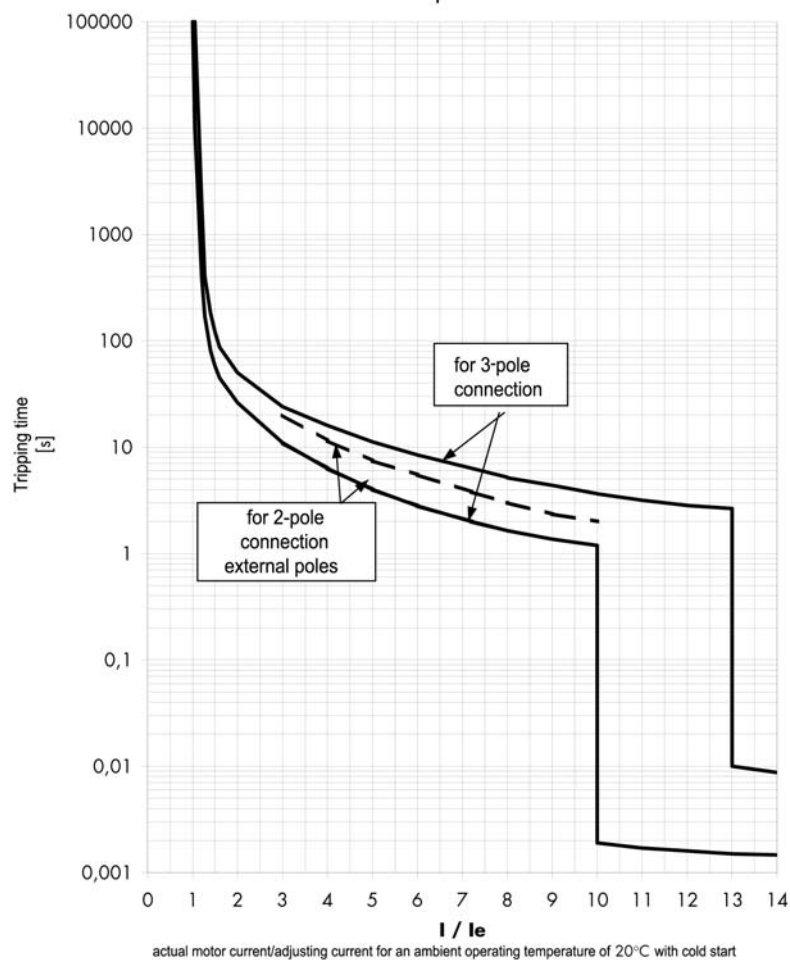


SCHRACK-INFO

- Rated voltage: 400 V, 50 Hz
- Rated isolation voltage: 440 V AC
- Rated operating current: max. 40 A, adjustable
- Thermal and magnetic release
- Inherently stable without backup fuse up to 4 A at 400 V AC, > 4 A max. back-up fuse 100 A gL
- Terminal and accessory compatibility for miniature circuit breakers and On-Off switch Series BS, RCCB safety switch Series BD, RCBO, LS-DI
- Terminal cross-section: 1-25 mm²
- Temperature compensation -25° C to +40° C
- Phase failure protection
- Remote control and automatic operation with FSE is possible



Tripping characteristic motor protective device series MP
3-pole



actual motor current/adjusting current for an ambient operating temperature of 20°C with cold start

MOTOR PROTECTION DEVICES

MOTOR SAFETY SWITCH SERIES MP – continued

SETTING RANGE / DESCRIPTION	DIM. (WxHxD) mm	ORDER NO.
2-POLE		
0.10 - 0.16 A	35x80x60	BE400201
0.16 - 0.25 A	35x80x60	BE400202
0.25 - 0.40 A	35x80x60	BE400203
0.40 - 0.63 A	35x80x60	BE400204
0.63 - 1.0 A	35x80x60	BE400205
1.0 - 1.6 A	35x80x60	BE400206
1.6 - 2.5 A	35x80x60	BE400207
2.5 - 4.0 A	35x80x60	BE400208
4.0 - 6.3 A	35x80x60	BE400209
6.3 - 10.0 A	35x80x60	BE400210
10.0 - 16.0 A	35x80x60	BE400211
16.0 - 25.0 A	35x80x60	BE400212
25.0 - 40.0 A	35x80x60	BE400213
3-POLE		
0.10 - 0.16 A	52,5x80x60	BE400301
0.16 - 0.25	52,5x80x60	BE400302
0.25 - 0.40 A	52,5x80x60	BE400303
0.40 - 0.63 A	52,5x80x60	BE400304
0.63 - 1.0 A	52,5x80x60	BE400305
1.0 - 1.6 A	52,5x80x60	BE400306
1.6 - 2.5 A	52,5x80x60	BE400307
2.5 - 4.0 A	52,5x80x60	BE400308
4.0 - 6.3 A	52,5x80x60	BE400309
6.3 - 10.0 A	52,5x80x60	BE400310
10.0 - 16.0 A	52,5x80x60	BE400311
16.0 - 25.0 A	52,5x80x60	BE400312
25.0 - 40.0 A	52,5x80x60	BE400313
AUXILIARY CONTACT SERIES MP		
1 NC + 1 NO for BM (MCBs) & BU (RCBOs) snap on type	8,8x80x65,5	BM900001
2 CO contact for BM and MP (snap on-type)	8,8x80x65,5	BM900022
2 CO contact (screw on-type)	8,8x80x65,5	BD900022
UB=12-110 V AC 12-60 V DC for BM and MP	17,7 (26,2)x80x75,5	BM900005
UB=110-415 V AC 110- 220 V DC for BM and MP	17,7 (26,2)x80x75,5	BM900006
115 V AC Undelayed	17,5x80x75,1	BS900007
230 V AC Undelayed	17,5x80x75,1	BS900008
400 V AC Undelayed	17,5x80x75,1	BS900009

MOTOR PROTECTION DEVICES

HOUSING FOR MOTOR SAFETY SWITCH SERIES MP



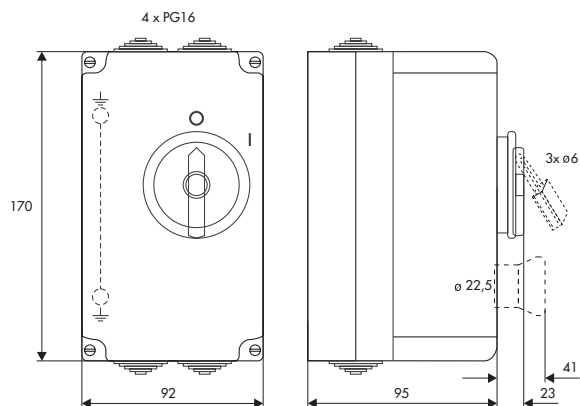
BE400001



BE400002



BE400003



SCHRACK-INFO

- Suitable for motor safety switch of MP series
- IP 54, shock-proof
- Max. mounting width 4 MW
- PE conductor railed
- Connection cross-section N/PE max. 16 mm²
- 4 lead-in options
- Possible to block the twist grip with max. 3 paddocs (max Ø 6 mm)

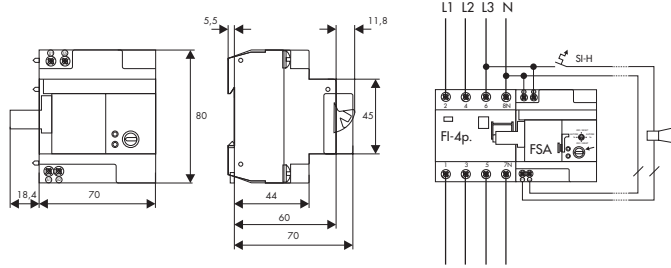
DESCRIPTION	DIM. (WxHxD) mm	ORDER NO.
Housing for series MP, IP54	92x170x120	BE400001
Housing for series MP, IP54, with Neutral	92x170x120	BE400002
Housing for Series MP, IP54, with emergency stop button	92x170x136	BE400003

REMOTE SWITCHING UNIT

AUTOMATIC SWITCHING UNIT, TYPE FSA



BD900907



SCHRACK-INFO

For unmanned switching stations, weekend houses and breakdown-critical industrial plants (e.g. cooling + heating) for quick, but interrupted re-supply of industrial current circuits, for the reliable availability of electric power supply even in extreme situations and in which accidental releases cannot be ruled out As interface for in-house process control technique and Bus installations.

TECHNICAL DATA

- Mechanical device with motor drive and gear with electronic controls for the automatic restarting of (safety) switches RCCB Series BS to 63 A, MCB, MP, A Series to 63 A with simplified functions for the remote switching devices FSE
- Additional mechanical blocking with blocking lever that can be sealed with lead
- Display to show ready-for-operation condition (steady burning green LED)
- Alarm display (red LED)
- Fixed automatic 5-time restarting
- Staggered restarting periods
- Alarm contact operation on A1/A2 using pulse contact for release and permanent contact after the 5th try for switching on (approx. 72 min)
- Selector switch OFF/Reset Autom 5x
- No interruption in function if the supply voltage is stopped
- Rated operating voltage U1/U2: 230 -250 V AC
- Relay output for alarm A1/A2: 5A, 250 V AC
- Permissible ambient conditions: Indoor assembly, European normal climates
- Ambient operating temperature: -25° C to +40° C
- Mechanical/electrical life: 20,000 On/Off switchings
- Typical/maximum restarting periods: instant/10s ; 10/20 s ; 60/70 s ; 10/10 min ; 1/1 h
- Switching delay period from the command: 40s after switching on the operating voltage
- Minimum distance for switching commands: 20s
- Max. current consumption: 2 A AC
- Own consumption: 5 W

Mechanical

- Switching capacity up to max. RCCB/63/4 or MCB 63/4
- Terminals 2x1,5 mm² or 1x2,5 mm²
- Terminal torques: 0.4 Nm

CAUTION!

Uncontrolled starting of machines is possible!

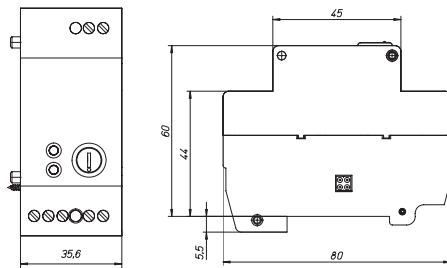
FUNCTIONS	DIM. (WxHxD) mm	ORDER NO.
Automatic Switching unit FSA	88,4x80x60	BD900907

REMOTE SWITCHING UNIT

REMOTE MODUL TYPE FSM



BD900908



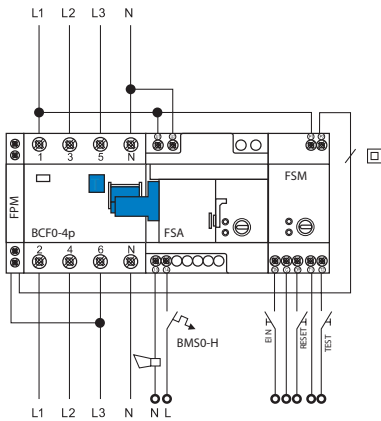
SCHRACK-INFO

Additional modul to control the automatic switching unit FSA (additional testmodul 0,5 TE for testing after RCCB).

TECHNICAL DATA

Voltage for remote:	24 - 230 V AC/DC
Switch:	ON - RESET - OFF
Terminals:	2x2,5 mm ²
Torque of terminals:	0,8 Nm

EXAMPLE

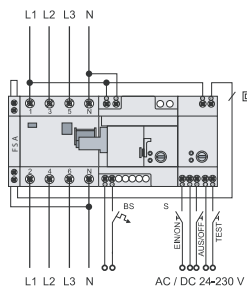


DESCRIPTION	DIM. (WxHxD) mm	ORDER NO.
Remote modul	35x80x60	BD900908

TESTMODUL



BD900902



SCHRACK-INFO

Additional testmodul for RCCB

DESCRIPTION	DIM. (WxHxD) mm	ORDER NO.
Testmodul for 0,03A	8,8x80x65,5	BD900902
Testmodul for 0,1A	8,8x80x65,5	BD900903
Testmodul for 0,3A	8,8x80x65,5	BD900904

MODULAR DEVICES, MODULAR TIME AND MEASURING RELAYS

TOP-TECHNIC




MODULAR DEVICES

TOP-TECHNIC



TIME AND MEASURING RELAYS, SERIES ZR5000

TOP-TECHNIC



PLUG-IN TIMER RELAY, SERIES ZR4

TOP-TECHNIC



MEASURING- AND MONITORING RELAY