

MODULAR SINGLE PHASE ENERGY METERS

CONTAX 0641 SO



CONTAX D-2221



CONTAX D-6331 SO



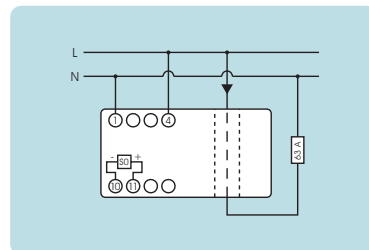
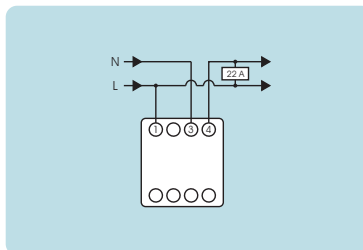
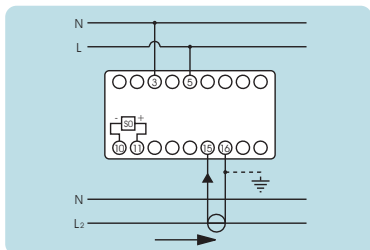
➤ Description

Active single phase energy meters for particular consumption controlling in camp grounds, resorts, stands, marinas, etc. With communication possibility, DIN rail mounting.

➤ Features

Rated voltage	230 Va.c.	230 Va.c.	230 Va.c.
Frequency	50-60 Hz	50-60 Hz	50-60 Hz
Ib base current, (I maximum)	5 (6) A	10 (22, 5) A	10 (63) A
Starting-up current with power factor = 1	15 mA	25 mA	40 mA
Own consumption	Voltage circuits < 2, 5 VA Current circuits < 2, 5 VA	4 VA	Voltage circuits < 2, 5 VA Current circuits < 2, 5 VA
Transformers ratio selection	5-10-25-50-75-100-125-150-200-250-300-400-500-600-800-1000/5 A	Direct connexion	Cable passage
Operating temperature	-10°C to +45°C	-10°C to +45°C	-10°C to +45°C
Relative humidity	95% maximum without condensation	10% to 90% without condensation	10 to 90% without condensation
Precision accuracy class	2	2	1
Numeric integrator	Mechanic 7 digits	Partial meter with reset: 5 digits Total meter: 7 digits	Partial meter with reset: 5 digits Total meter: 7 digits
Pulse transmission	SO type	-	SO type
Protection category	IP 20	IP 20 / IP51 in front	IP 20 / IP51 in front
Installation	DIN rail	DIN rail	DIN rail

Connection diagram



Dimensions

